

STRUXURE®

CONSTRUCTION MATS

MADE WITH 100%
RECYCLED STRUCTURAL COMPOSITE



LARGE HEAVY-MAT 45" FIVE-PIECE MAT

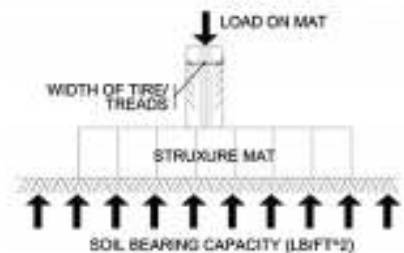
Minimum Allowable Soil Bearing Capacity / Deflection

TOTAL LOAD	WIDTH OF APPLIED LOAD (TIRE OR TREAD) ON MAT (Inches)						
	6"	12"	18"	24"	30"	36"	45"
50,000 (lbs)	2000 PSF / 0.4"	1800 PSF / 0.5"	1600 PSF / 0.5"	1400 PSF / 0.7"	1400 PSF / 0.7"	1300 PSF / 0.6"	1200 PSF / 0.6"
70,000 (lbs)	3500 PSF / 0.3"	3200 PSF / 0.3"	2800 PSF / 0.3"	2400 PSF / 0.4"	2200 PSF / 0.4"	2000 PSF / 0.5"	1800 PSF / 0.5"
100,000 (lbs)	6700 PSF / 0.1"	5800 PSF / 0.1"	5100 PSF / 0.1"	4400 PSF / 0.2"	3900 PSF / 0.2"	3500 PSF / 0.2"	3000 PSF / 0.3"

45" Mats are tied together with high quality, engineered steel rods, washers, nuts & bolts. Available in custom lengths.

To determine a MAT SIZE please provide the following data:

- The total load to be applied to each mat - the weight and load capacity of your equipment
- The width of the load when applied to each mat - the width excavator/crane tread or tires
- The allowable soil bearing capacity of the ground that the mats will be placed upon



NOTE: Charts are for approximate sizing only and should not be construed to be a complete engineering calculation for final selection. If there are any questions about your project, consult a licensed professional in your area.
Data based on 20' minimum mat length. Image for reference only - actual product may vary.



DISTRIBUTED BY BLACK RHINO RECYCLING
1.800.974.4669 www.BlackRhinoProducts.com

STRUXURE®

CONSTRUCTION MATS

MADE WITH 100%
RECYCLED STRUCTURAL COMPOSITE



X-LARGE HEAVY-MAT 49" SEVEN-PIECE MAT

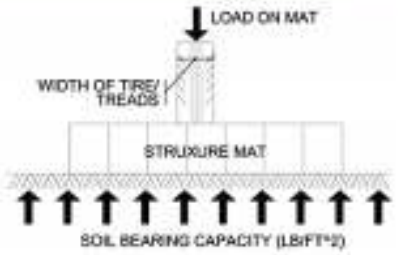
Minimum Allowable Soil Bearing Capacity/Deflection

TOTAL LOAD	WIDTH OF APPLIED LOAD (TIRE OR TREAD) ON MAT (Inches)						
	6"	12"	18"	24"	30"	36"	48"
70,000 (lbs)	2100 PSF / 0.5"	1900 PSF / 0.5"	1700 PSF / 0.6"	1600 PSF / 0.6"	1600 PSF / 0.7"	1500 PSF / 0.7"	1300 PSF / 0.7"
100,000 (lbs)	4000 PSF / 0.3"	3600 PSF / 0.3"	3200 PSF / 0.3"	2800 PSF / 0.4"	2500 PSF / 0.5"	2300 PSF / 0.5"	2100 PSF / 0.5"
140,000 (lbs)	7000 PSF / 0.2"	6200 PSF / 0.2"	5000 PSF / 0.2"	4600 PSF / 0.3"	4200 PSF / 0.3"	3900 PSF / 0.3"	3400 PSF / 0.3"

49" Mats are tied together with high quality, engineered steel rods, washers, nuts & bolts. Available in custom lengths.

To determine a MAT SIZE please provide the following data:

- A. The total load to be applied to each mat - the weight and load capacity of your equipment
- B. The width of the load when applied to each mat - the width excavator/crane tread or tires
- C. The allowable soil bearing capacity of the ground that the mats will be placed upon



NOTE: Charts are for approximate sizing only and should not be construed to be a complete engineering calculation for final selection. If there are any questions about your project, consult a licensed professional in your area. Data based on 20' minimum mat length. Image for reference only - actual product may vary.



DISTRIBUTED BY BLACK RHINO RECYCLING
1.800.974.4669 www.BlackRhinoProducts.com

STRUXURE[®]
CONSTRUCTION MATS
MADE WITH 100%
RECYCLED STRUCTURAL COMPOSITE



STRUXURE[®] Construction Mats can be used for
SHORT-SPAN TEMPORARY BRIDGE CROSSING

Our STRUXURE[®] Construction Mats can be used for temporary short-span ditch crossings for loadings up to 100,000 pounds

- STRUXURE[®] Construction Mats (used as short-span bridges) are pre-engineered
- Use alone or as a tough, water-proof riding surface over a mixed hardwood mat
- Mat widths are all 45" across - wider crossings possible
- Utilizing interior supports - longer span crossings possible
- Wet or dry, STRUXURE[®] Construction Mats remain inert and retain their structural integrity
- Will not absorb or release chemicals and contains no toxic chemicals

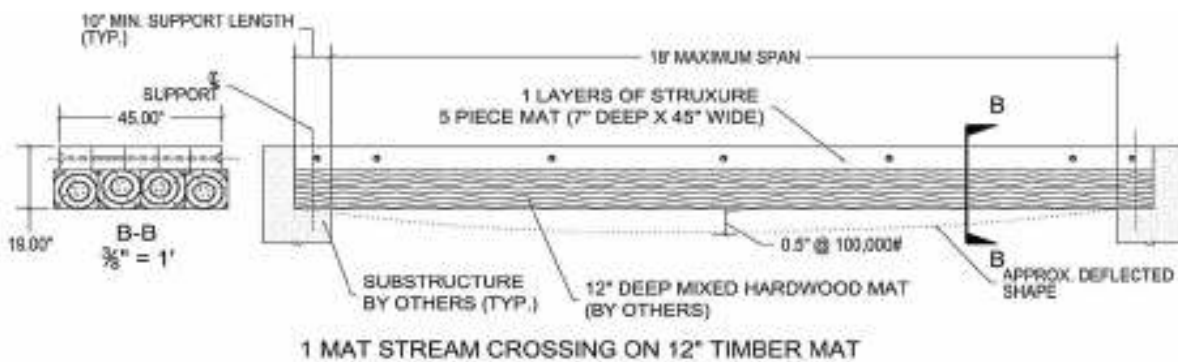
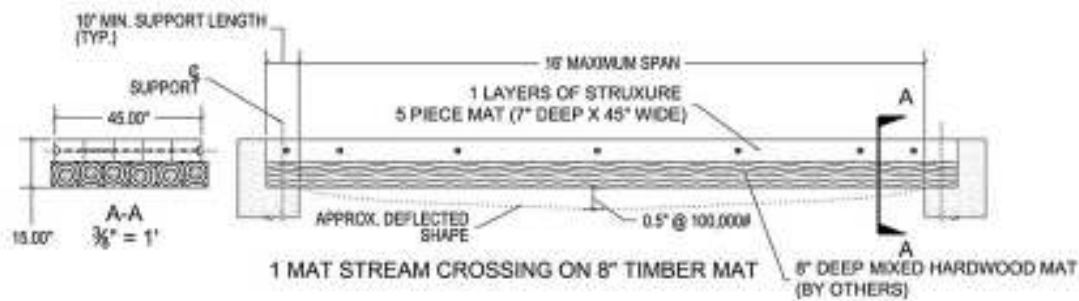
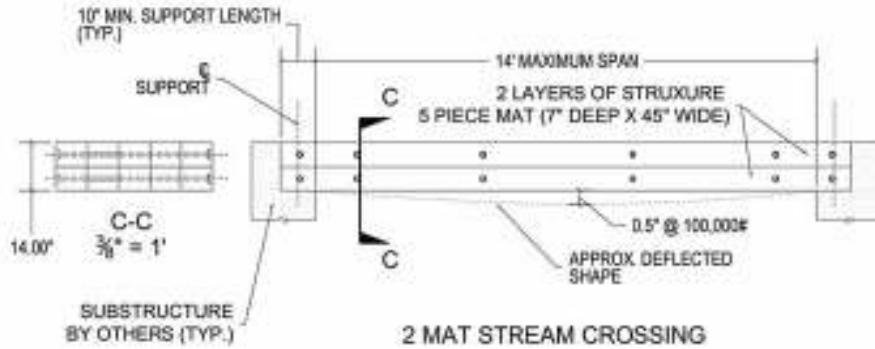
(short-span temporary bridge crossing configuration examples on back)



DISTRIBUTED BY BLACK RHINO RECYCLING
1.800.974.4669 www.BlackRhinoProducts.com



**STRUXURE[®] Construction Mats can be used for
SHORT-SPAN TEMPORARY BRIDGE CROSSING**



DISTRIBUTED BY BLACK RHINO RECYCLING
1.800.974.4669 www.BlackRhinoProducts.com