

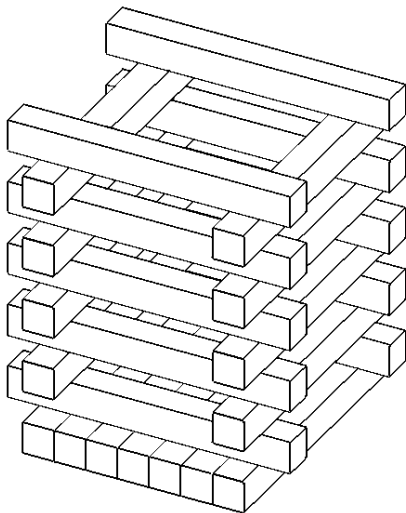
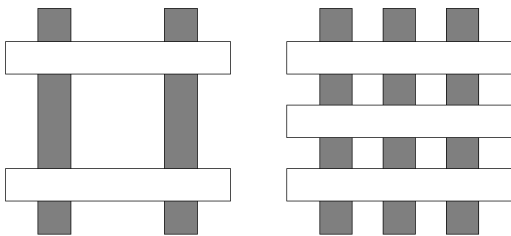
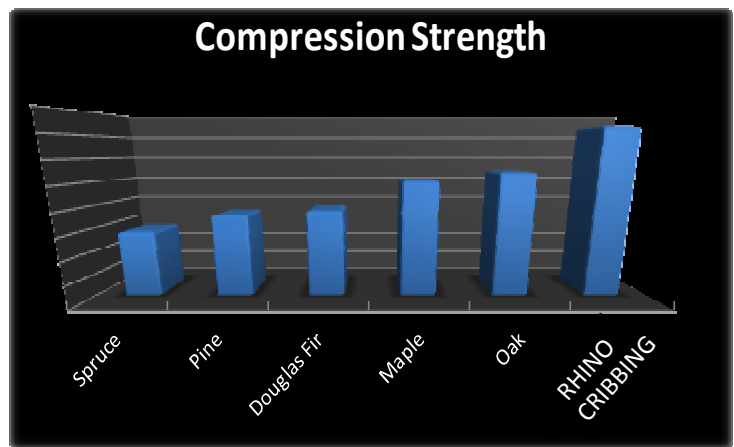


# Rhino Cribbing Company

*A Division of Black Rhino Recycling, Inc.*

## CRIBBING for HEAVY LOADS and LONG TERM USERS

Our fiberglass reinforced recycled HDPE is ideal for cribbing, blocking and dunnage applications. Its compressive strength (perpendicular to grain) is greater than most hard wood species. Stop dealing with water soaked, termite infested and splintered wood cribbing and dunnage. With superior durability over wood, RHINO CRIBBING is the perfect fit for years of sustainable use.



- Standard box cribbing consists of 2x2 or a 3x3 configuration.
- Corners should overlap by  $\frac{1}{2}$  to 1 times the block width.
- Solid bottom section of box crib can be used to spread the load on soft ground.
- Limit box cribbing height to 3 times width.
- Non-square box cribbing such as triangle or parallelogram should limit height to 1 times the minimum width.

# RHINO CRIBBING - Placement and Capacity Chart

LUMBER SIZE	ACTUAL DIMENSION	CONTACT DIMENSION	STANDARD 2x2 CAPACITY (tons)	STANDARD 3x3 CAPACITY (tons)	CAPACITY (tons per lineal foot)	CRIBBING PROFILE WEIGHT (lbs. per foot)
2" x 2"	1 1/2" x 1 1/2"	1 3/8"	2.5	6	6	0.8
2" x 4"	1 1/2" x 3 1/2"	3"	13	30	13	2.0
4" x 4"	3 1/2" x 3 1/2"	3"	13	30	13	4.4
True 4" x 4"	4" x 4"	3 1/2"	18	40	15	5.4
5" x 5"	4 1/2" x 4 1/2"	4"	23	53	17	7.0
6" x 6"	5 1/2" x 5 1/2"	5"	36	83	22	9.7
8" x 8"	7 1/2" x 7 1/2"	7"	72	160	30	20
10" x 10"	9 3/4" x 9 3/4"	9 1/4"	125	280	40	36
12" x 12"	11 3/4" x 11 3/4"	11"	175	400	45	52

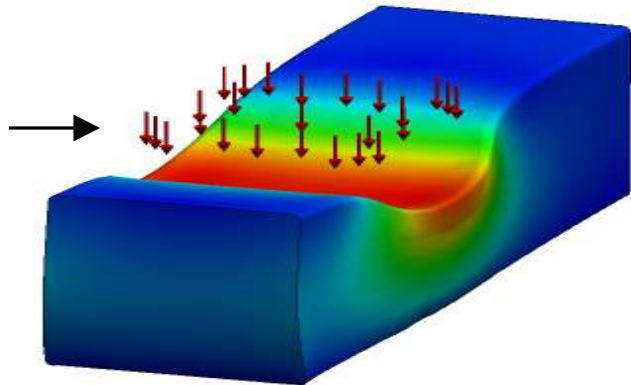
\*Chart includes a 2:1 Safety Factor

\*\*High Heat applications require extra considerations. Contact Rhino Cribbing Company to discuss.

## Wood Overload = Catastrophic failure

### Plastic Lumber Signs of Overloading

If ever overloaded, plastic lumber used in a cribbing application will bulge out at the sides. This provides a warning sign of overloading.



### LockNotch LN2 Options Available (pictured at right)

This tooling is available to customers wanting additional crib pile stability.

**LockNotch LN2 and LN3 are standards.**

Custom notch locations also available.

Contact us for standard or custom quotes.



Square and Rectangular Profiles available  
**RHINO CRIBBING COMPANY**



For more information, contact:  
[sales@RhinoCrib.com](mailto:sales@RhinoCrib.com)  
or call us at  
**1-800-974-4669**